

School Data Position Statement

Early Years Foundation Stage Profile

School Name:	Abbots Farm Infant School
DfE Number:	2410

Consortium Number:	11	Ofsted Grade ¹ :	Good	Ofsted Date ¹ :	07/12/2016
--------------------	----	-----------------------------	------	----------------------------	------------

EYFSP: Percentage of pupils awarded expected or exceeding grade

	School			Warwickshire			National		
	2015	2016	2017	2015	2016	2017	2015	2016	2017 ³
Total Eligible Pupils	59	60	52	6307	6627	6590	654848	669052	-
Good Level of Development (GLD) ²	73%	78%	73%	67%	71%	73%	66%	69%	71%

Prime Learning Goals	Communication and Language	80%	88%	81%	79%	82%	82%	80%	82%	82%
	Listening and attention	83%	92%	92%	85%	86%	86%	86%	86%	86%
	Understanding	80%	92%	88%	84%	86%	86%	85%	86%	86%
	Speaking	83%	92%	85%	83%	86%	86%	84%	85%	85%
	Physical Development	88%	97%	83%	86%	87%	87%	87%	88%	87%
	Moving and handling	95%	97%	83%	89%	89%	89%	90%	90%	90%
	Health and self-care	90%	100%	94%	90%	92%	92%	91%	92%	91%
	Personal, Social and Emotional Development	80%	92%	92%	83%	85%	86%	84%	85%	85%
	Self-confidence and self-awareness	81%	100%	94%	87%	89%	90%	89%	89%	89%
	Managing feelings and behaviour	80%	92%	92%	87%	88%	89%	87%	88%	88%
	Making relationships	92%	100%	96%	88%	90%	91%	89%	90%	87%

Specific Learning Goals	Literacy	75%	80%	79%	71%	74%	75%	70%	72%	73%
	Reading	83%	85%	87%	78%	80%	79%	76%	77%	77%
	Writing	75%	82%	79%	72%	74%	75%	71%	73%	73%
	Mathematics	80%	85%	81%	76%	79%	79%	76%	77%	78%
	Numbers	83%	87%	87%	78%	80%	81%	77%	79%	79%
	Shape, space and measures	81%	93%	88%	81%	83%	83%	81%	82%	82%
	Understanding the World	73%	87%	75%	81%	84%	84%	82%	83%	84%
	People and communities	76%	87%	77%	84%	86%	87%	85%	86%	86%
	The world	76%	92%	87%	84%	86%	86%	85%	86%	86%
	Technology	93%	100%	98%	90%	93%	93%	92%	92%	93%
	Expressive Arts and Design	73%	83%	85%	83%	87%	87%	85%	86%	87%
	Exploring media and materials	73%	88%	85%	86%	89%	89%	88%	89%	89%
	Being imaginative	73%	87%	85%	85%	89%	89%	87%	88%	88%

Average Total Assessment Score	32.7	37.0	36.0	34.2	34.4	34.3	34.3	34.5	34.5
--------------------------------	------	------	------	------	------	------	------	------	------

All 2017 data is **PROVISIONAL** and may be subject to change

Source: EYFSP – From schools during the statutory June/July collections

1 Ofsted Inspection Grade and Date are the latest ones known to the Local Authority as at 31st July 2017

2 GLD – Awarded expected or exceeding grade in all Prime Learning Goals and Literacy & Maths Specific Learning Goals

3 Published 2017 national data available at the end of October 2017, provisional figures provided are based on those supplied by Local Authorities in July

School Name:	Abbots Farm Infant School
DfE Number:	2410

Phonics: Year 1 - % of pupils Working at (Wa) or Working towards (Wt) required level

	School			Warwickshire			National		
	2015	2016	2017	2015	2016	2017	2015	2016	2017 ²
Year 1 - Total Eligible Pupils	61	60	60	6204	6292	6628	637872	652250	-
Year 1 - Working at (Wa) ³	80%	85%	83%	77%	82%	82%	77%	81%	81%
Year 1 - Working towards (Wt) ³	18%	15%	17%	21%	17%	16%	21%	18%	17%

Key Stage 1: Percentage of pupils achieving

		School		Warwickshire		National ²	
		2016	2017	2016	2017	2016	2017
	Total Eligible Pupils	58	60	6195	6333	636079	648145
Less than the Expected Standard	Reading	24%	17%	24%	22%	26%	24%
	Writing	31%	23%	33%	30%	34%	32%
	Maths	26%	18%	26%	23%	27%	25%
	Science	7%	20%	16%	15%	18%	17%
	Reading, Writing and Maths	21%	17%	18%	17%	19%	18%
	Reading, Writing, Maths and Science	7%	17%	13%	12%	14%	13%
Expected Standard and above	Reading	76%	83%	76%	77%	74%	76%
	Writing	69%	77%	67%	70%	65%	68%
	Maths	74%	82%	74%	76%	73%	75%
	Science	93%	80%	84%	84%	82%	83%
	Reading, Writing and Maths	67%	75%	62%	66%	60%	64%
	Reading, Writing, Maths and Science	67%	75%	62%	65%	60%	63%
Working at Greater Depth	Reading	40%	45%	28%	28%	24%	25%
	Writing	31%	33%	16%	17%	13%	16%
	Maths	34%	37%	21%	24%	18%	20%
	Reading, Writing and Maths	29%	25%	12%	13%	9%	11%

All 2017 data is **PROVISIONAL** and may be subject to change

Source: Phonics and KS1 data – From schools during the statutory June/July collections

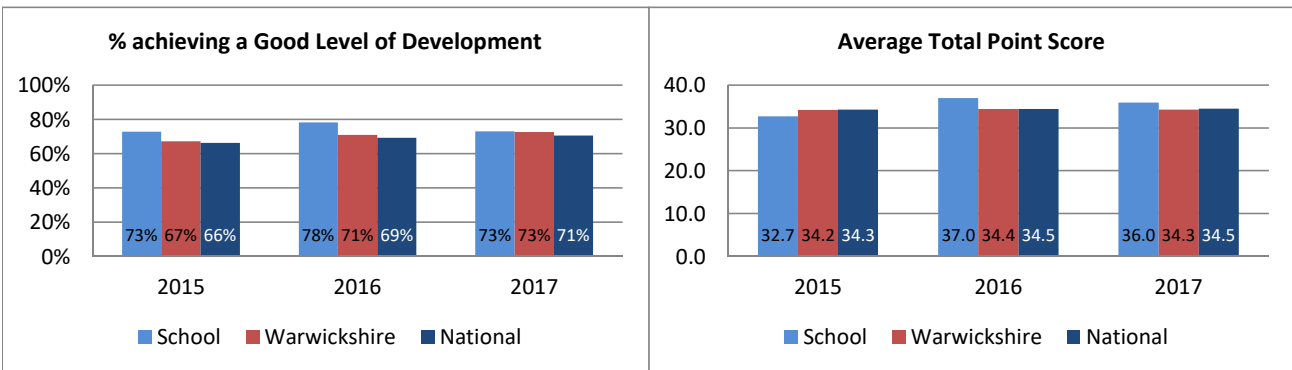
1 Ofsted Inspection Grade and Date are the latest ones known to the Local Authority as at 31st July 2017

2 Published 2017 national data available at the end of September 2017, provisional figures provided are based on those supplied by Local Authorities in July

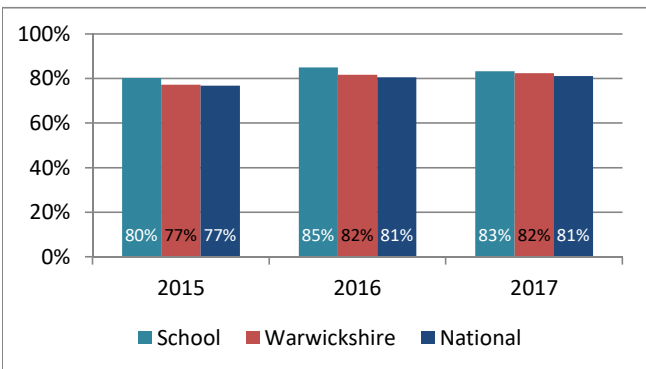
3 Phonics: Wt is working towards required standard; Wa is working at or above required standard. Pass mark for all 3 years is 32

School Name:	Abbots Farm Infant School
DfE Number:	2410

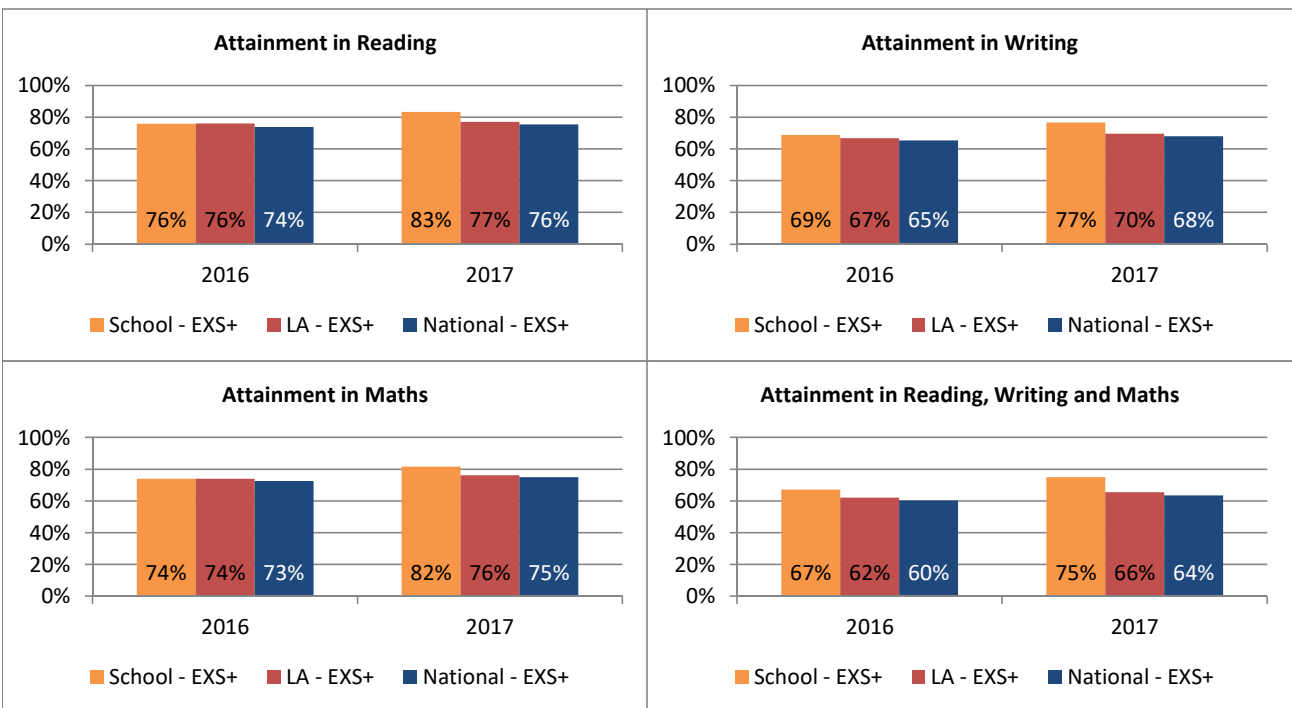
Early Years Foundation Stage Profile



Phonics: Year 1 - % of pupils Working At required level



Key Stage 1: % of pupils achieving



Source: EYFSP, Phonics and KS1 data – From schools during the statutory June/July collections